



*Fourth Quarter Report*  
**2022-2023**

## *Executive Summary*

The Western Idaho Community Crisis Center (WIDCCC) became operational on April 23, 2019. WIDCCC is a partnership between the Idaho Department of Health and Welfare (IDHW), Southwest District Health (SWDH), and Lifeways Inc. The crisis center serves adults in need of mental health and substance use disorder crisis services in Region III. The center provides stabilization and connection to community resources. Individuals can access the center for a maximum stay of 23 hours and 59 minutes. The center is open 24 hours per day, 7 days a week and 365 days a year and is located at 524 Cleveland Blvd., Suite 160, Caldwell, ID 83605. WIDCCC is a key part of community integration allowing immediate access and screening to those experiencing mental health, substance use or resource need. Lifeways adheres to the Minkoff model, which leverages an interdisciplinary team to provide a preliminary medical screening, risk screening and behavioral health assessment to assess for and direct an individual to the most appropriate and cost-efficient level of care.

In the last quarter of this year, the crisis center experienced a decrease in access from 231 admissions in the third quarter to 216 individual admissions. Per previous reporting practices, some admissions represent individuals that were served more than one time. In managing concerns related to substance use or mental health, it is a best and safe practice for an individual to return to avoid or following a relapse or to avoid a higher level of care. Furthermore, readmission to the crisis center may be required for vulnerable adults who are experiencing ongoing mental health or substance use crisis. The average length of stay was 16 hours and 4 minutes. WIDCCC serves the entirety of Region III and the fourth quarter shows 75.93% of the individuals accessing WIDCCC identify Canyon County as their county of residence. To address the more limited WIDCCC utilization from outlying counties, ongoing outreach efforts have continued, specifically targeting the access and transportation barriers that present for a rural district with the geographical spread experienced in Region III. WIDCCC is currently expanding transportation options by creating new contracts with additional vendors. Following the termination of the IROC Grant, WIDCCC renewed the contract with Victory Medical Transport and coordinated with SWDH around adding transportation as a line-item to the invoices sent out to SWDH. This will allow for continued rural outreach to surrounding areas in Region III. A little over 8% of the individuals who accessed the crisis center identified their primary residence as outside of Region III. Although these individuals fell outside of the service area identified for the crisis center, they were provided with access and care, keeping true to the Minkoff Model and “no wrong door” philosophy.

Medicaid/Optum continues to be reported as the leading insurance provider of individuals accessing WIDCCC. Self-referrals and referrals from the hospital are the primary source for individuals seeking services. Of the responses provided by consumers, 31% reported not having access to health insurance. While in crisis, providing accurate information can sometimes be difficult due to interfering symptoms which prevent communication or prevent trust. Presenting as an additional barrier to collecting personal information, including information related to insurance, is the reported concern related to “shame” and “embarrassment” that consumers may associate with the stigma of seeking behavioral health or substance use care. In order to bypass this barrier, WIDCCC has provided access to PDAP for all case managers on site.

## Admissions

The Western Idaho Community Crisis Center is through the third year of operation. The following admission numbers represent a rolling calendar (Figure 1). WIDCCC processed a total of 216 admissions from 1/1/2023 through 3/31/2023. Of those 216 admissions, 116 were unduplicated visits. It is worth noting that through a majority of 2020 and into 2021, many of the resources that individuals were traditionally referred to as part of a discharge, were not accessible due in part from closures in response to the COVID-19 Pandemic. As of April 2022, the men’s rescue mission in Nampa has officially closed their doors and they are referring individuals to Boise shelters. The Valley Women and Children’s shelter is the only available homeless shelter in Region III.

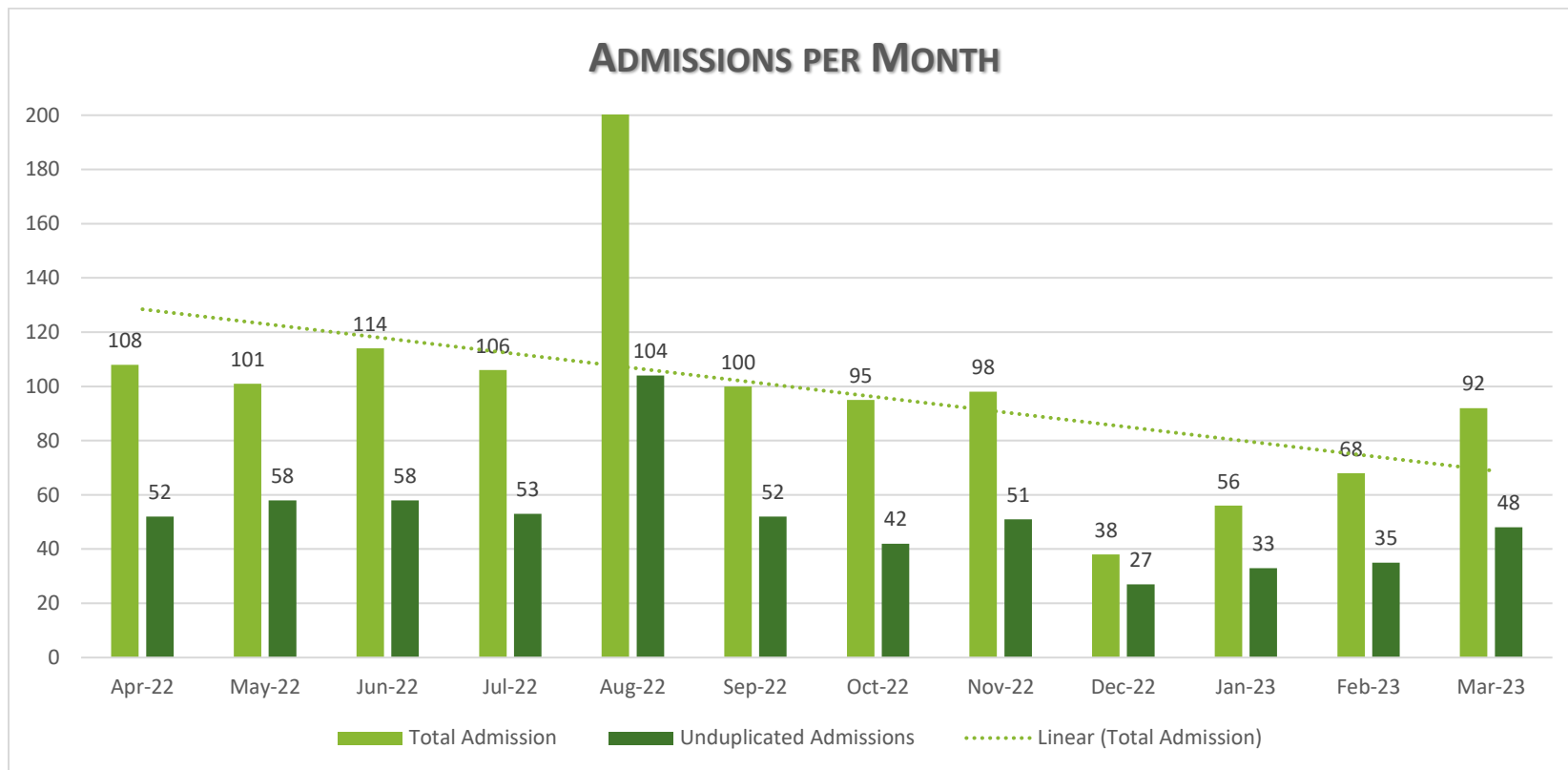


Figure 1: Admissions per Month (April 2022 – March 2023 rolling 12 months)

## Demographics

The average length of stay in this quarter was 16 hours and 4 minutes. The average daily census was 3.56. The number of individuals who were homeless or at risk of being homeless was 171 (79%). The number of identified veterans served was 4 (2%). Canyon County continues to lead access of WIDCCC with the highest frequency (Figure 4). Lifeways and SWDH have continued active community outreach to the six-county region to not only promote use of this evidence-based and cost saving resource, but also to gather data regarding potential barriers preventing access to the crisis center. WIDCCC will be reaching out to rural hospitals across Reg. III in order to provide education and insight into WIDCCC's mission, and to promote continuity of care for individuals being referred. Outreach in the past has been disrupted due to COVID, however, we will be seeking to incorporate certain hospital staff into our virtual community meetings (e.g. CITC meeting). As of April 2022, social workers from West Valley Medical Center, St. Luke's and St. Alphonsus Nampa have been incorporated into the CITC meetings. This will allow for improved coordination and continuity of care for individuals experiencing BH/SUD crises in the community. The addition of these individuals to the CITC meetings was facilitated through the Canyon County Sequential Mapping Conference which WIDCCC participated in. WIDCCC has been fortunate to have great partners in community providers as well as in the support of the Region III Behavioral Health Board.

Two hundred and sixteen individuals sought services at WIDCCC in the fourth quarter, 116 (54%) of them identified as male, 100 (46%) identified as female, 0 identified as transgendered, and no individuals declined a response (Figure 2).

63 (29%) of third quarter WIDCCC recipients were between the ages of 35 and 44 years and 2 (1%) were over the age of 65 years. The remainder of recipients were distributed between the rest of the age groups (Figure 3).

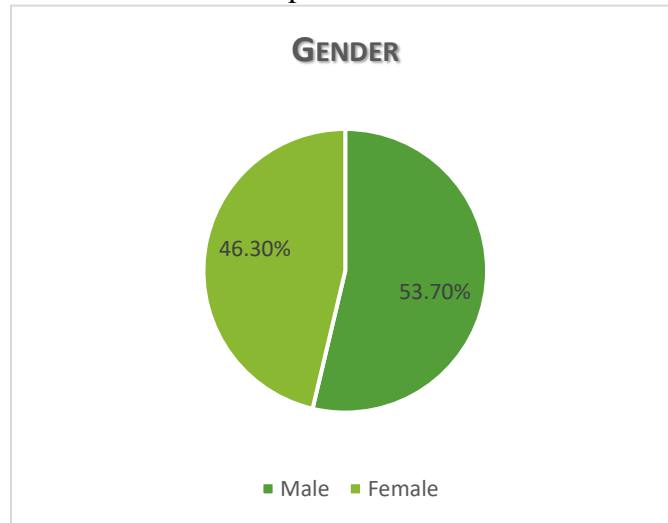


Figure 2: Gender for Q4 2022-2023

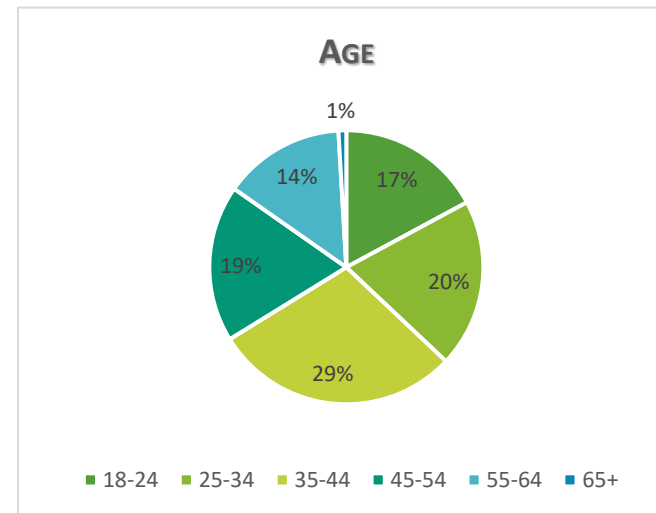


Figure 3: Age for Q4 2022-2023

# COUNTY OF RESIDENCE

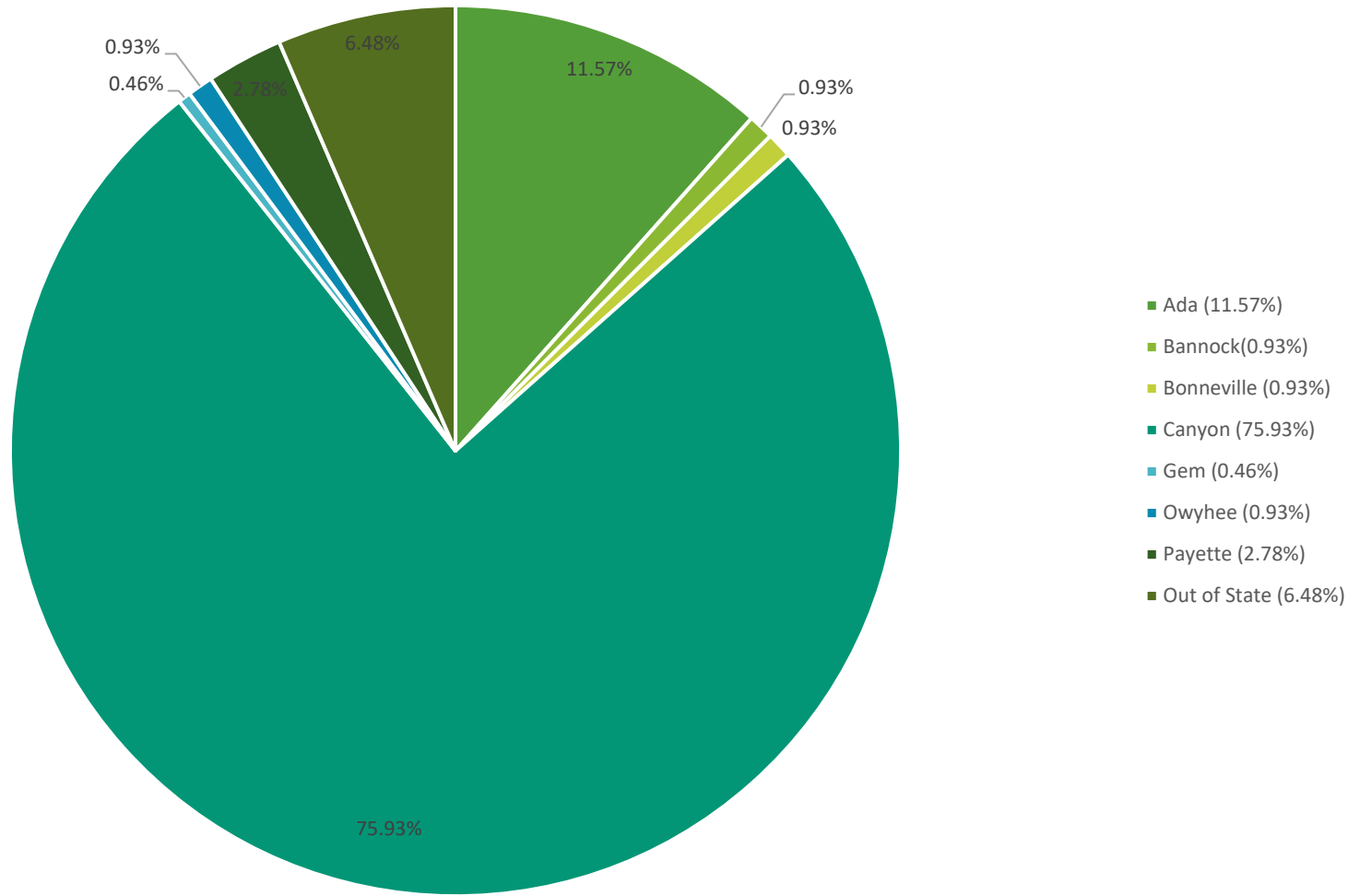


Figure 4: County of Residence for Q4 2022-2023

## Diagnoses and Presenting Concerns

Individuals accessing WIDCCC are screened into five categories: mental health only, mental health and substance use, substance use only, inadequate information, or no significant mental health or substance use diagnosis (Figure 5). WIDCCC was initially designed as a center to address crisis related to behavioral health and/or substance use concerns, “crisis” has since defined in a much broader context. Individuals requiring services to address a mental health or substance use concern may identify their presenting concern as a housing, employment, or other need (Figure 6). A presenting concern for an individual is often the circumstance that brought them to *seek* care, not necessarily the circumstance that the care is meant to *resolve*. Allowing an individual to define their crisis, meeting a person where they are at, has value and has demonstrated cost savings for the community in the long run. This approach also contributes to reducing stigma associated with accessing the center, as well as the level of acuity and cost to the community and system that an individual is often required to meet before being able to access a higher level of care.

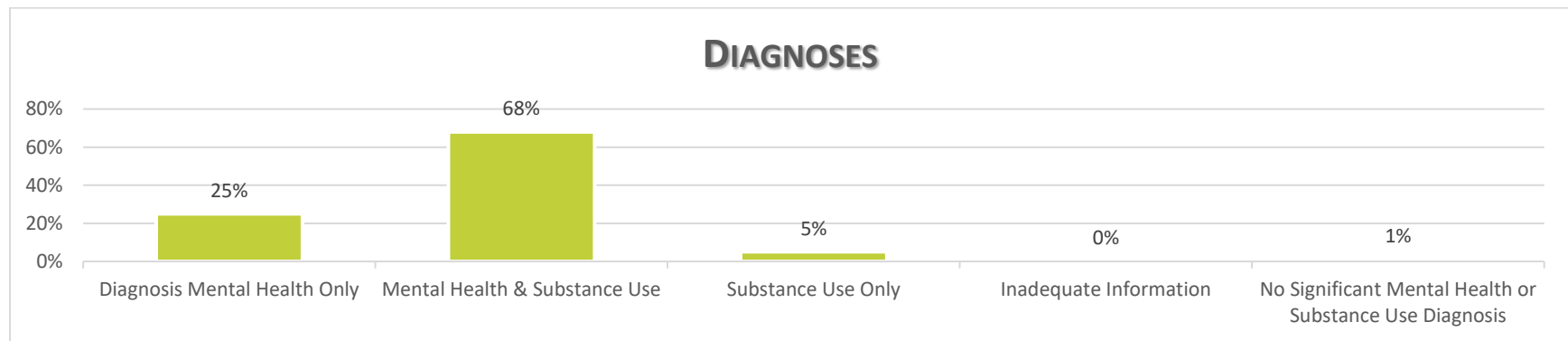


Figure 5: Diagnoses for Q4 2022-2023

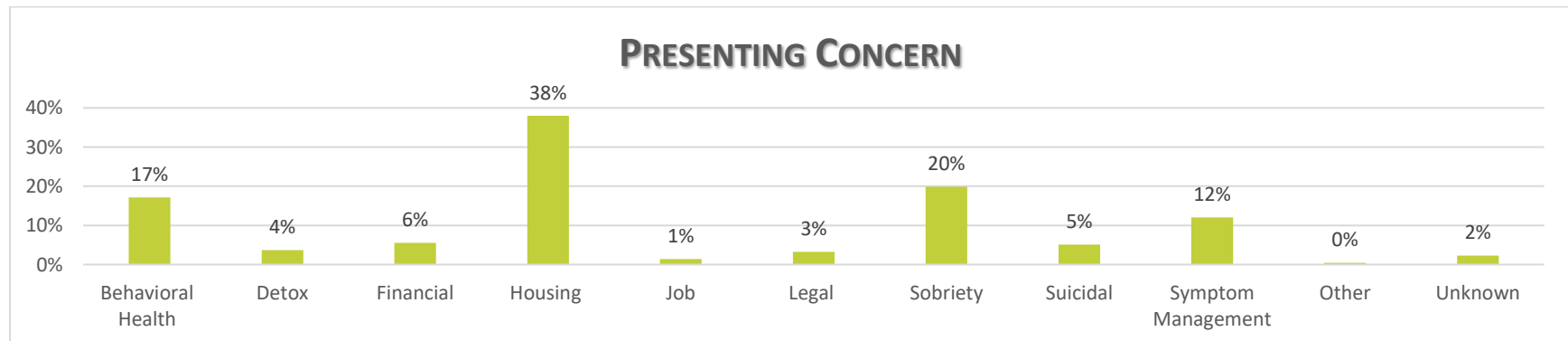


Figure 6: Presenting Concern for Q4 2022-2023

## Referral Sources to the WIDCCC

Referral sources (Table 1) indicate how an individual learned about or was referred to the WIDCCC. The data are self-reported by the individual seeking services. Individuals may identify more than one referral source.

Referral Source					
988-Suicide Help Line	6	Jail	20	Self/Guardian	38
Community Mental Health Agency	9	Other Community Organization	7	Shelter for Homeless	17
Dept of Corrections	7	Other Recognized Legal Entity	2	SUD Provider	12
Education	1	Police (except court or correction agency)	22	Unknown	4
Family/Friend	20	Probation/Parole	6		
Hospital	42	Residential Care Facility/Assisted Living	1		

Table 1: Referral Source Q4 2022-2023

## Insurance Information

While the last year has brought WIDCCC an overall increase in utilization, two barriers continued to be experienced by patrons or potential patrons. One of the barriers to access is the fear of financial hardship, although outreach continues to promote WIDCCC as a cost-free intervention.

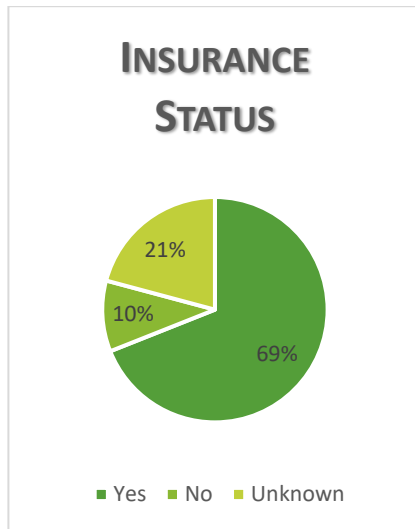


Figure 7: Insurance Status Q4 2022-2023

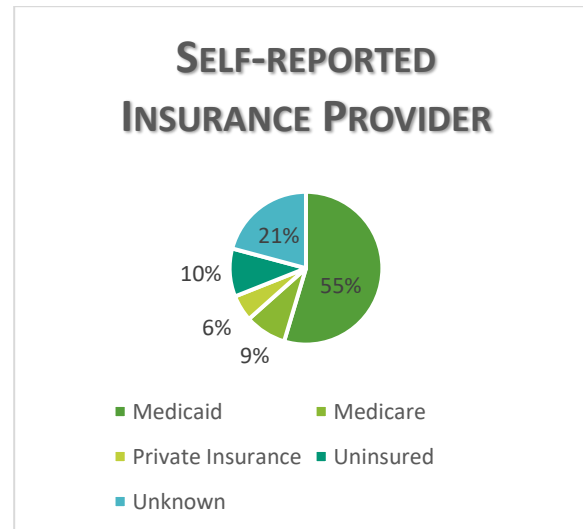


Figure 8: Self-Reported Insurance Q4 2022-2023

Private Insurance	
Blue Cross	2
HealthShare	1
Unknown	9

Table 2: Private Insurance Q4 2022-2023

## Cost Savings Report

In September 2019, a crisis center workgroup which had been established in March 2018 was demobilized, and the WIDCCC Advisory Committee was established in accordance with Idaho statute. An immediate focus of the committee is to research methods to gather the number of emergency medical response man hours related to behavioral health and the number of emergency department visits for behavioral health concerns that do not result in hospital admittance, as those data points are not currently available.

Presently, local law enforcement agencies report that there is no data specific to the number of hours spent with persons with behavioral health conditions. In the fourth quarter there were 22 law enforcement referrals to the crisis center, resulting in an estimated savings of \$22,000 (Table 3). According to an estimate developed by Pathways Community Crisis Center of Southwest Idaho, it costs law enforcement an estimated \$1000 per response to behavioral health related calls. To develop this estimate, Pathways took into account the number of law enforcement officers who report to a call, dispatch, operational and administrative costs. Nampa Police Department is exploring a method to code behavioral health related calls. This would make it easier to pull calls for service and report law enforcement hours spent with persons with behavioral health conditions; however, that is only one agency in Region III.

In the fourth quarter, twenty-six individuals were diverted to the crisis center, in place of jail. This provided an estimated cost savings in this quarter of \$31,980 (Table 3). For fiscal year 2020, the Idaho Department of Corrections calculates the cost per inmate per day to be \$72.97. The average length of stay in Canyon County Jail is 15 days, with a daily cost of \$82, as reported by Canyon County Sherriff’s Office. It cost \$312 per day to house inmates outside of the county.

Based on the State Behavioral Health Planning Council State of Mind, the average cost for each behavioral health encounter in a local emergency department is \$2,600. This rate is based on a 24-hour length of stay. In fiscal year 2018, the average length of stay was 5.72 days and in fiscal year 2019, which increased to 5.91 days and an estimated cost of \$15,340 per visit.

In the fourth quarter, 42 individuals were diverted to the crisis center, in place of local emergency departments. This provided an estimated cost savings in this quarter of \$109,200 (Table 3).

Diversions	Visits	Cost/Visit	Total Cost
From Hospital	42	\$2,600	\$109,200
From Jail	26	\$82/day x 15 days	\$31,980
Law Enforcement	22	\$1,000	\$22,000
<b>Total:</b>			<b>\$163,180</b>

Table 3: Estimated Cost Savings

Source: Information is pulled from number of drop-offs by law enforcement and self-reported Individual surveys.



## *Sustainability*

In the initial planning phases of the crisis center, Southwest District Health (SWDH) and Lifeways began to plan for sustainability. Leaders from both organizations worked to bring together health insurance companies, counties, cities, local hospitals, and potential donors to discuss the importance and need of a crisis center in the community and its potential for cost savings. A workgroup was established to work on, not only opening the crisis center, but also a sustainability plan. That workgroup then demobilized and the WIDCCC Advisory Committee was established. A subcommittee now meets monthly to work toward establishing sustainability.

In August of 2019, crisis centers across Idaho received a letter from IDHW notifying of a substantial budgetary cut effective January 1, 2020, and a second on July 1, 2020. This cut appeared to include WIDCCC, in its first quarter of operation. While WIDCCC has committed to maximizing reimbursement, IDHW committed to ensuring financial support, up to the original funding outlined in the contract, in the event Medicaid billing does not make up for the reduction in contract funds.

Lifeways and SWDH continued outreach and education efforts, met with various insurance companies/payers to share research, offer tours, link with comparable programs in other states to establish an agreed upon standard of care and rate. Lifeways was able to secure a contract and day-rate from Optum Idaho. In December of 2019, WIDCCC passed the Optum Crisis Center Credentialing Audit with a score of 100% and the Treatment Record Review with a score of 100%.

The crisis center has since gathered additional paneling with insurances and secured funding to cover the cost of services rendered from counties within Region III.

In addition, there has been a work group created with SWDH, WIDCCC, IDHW, Lifeways, and other community partners. The focus of this workgroup is to ensure the continued sustainability for the crisis center related to referrals, services provided, and potential grant funding that could be applied for. Outreach to local community partners is being done with law enforcement, hospitals, the Veteran's Administration, and other community agencies to ensure census averages will continue to grow. Applying for and potentially being awarded grants at either state or federal level is also being researched. It is the hope that these efforts will help the WIDCCC become fully sustainable. In the fourth quarter, WIDCCC submitted the annual as well as the sustainability report to the State of Idaho. Medicaid continues to be the leading source of funding for the crisis center.

## *Gaps, Needs and Opportunities*

The WIDCCC Advisory Committee has identified messaging, outreach, stigma and transportation as barriers to accessing care. With the emergence of COVID, the Advisory Committee has assisted and weighed in on opportunities to secure additional materials (PPE and infection control materials) and/or funding required to maintain the safety and health of all accessing the center.

Additional subcommittees may be established to focus efforts on addressing these barriers to receiving care at the WIDCCC.

In partnership with Region III DHW Division of Behavioral Health and SWDH, WIDCCC is coordinating to problem solve around issues related to accessing higher level of care for individuals in need of acute psychiatric hospitalization. Depending upon the circumstance, behavioral health units (BHU's) may require a client to receive medical clearance from a medical provider before said client can access a BHU. This requires WIDCCC to refer such individuals to the ED before they can transition to higher level psychiatric care. This has resulted in difficulties for clients who are attempting to access a BHU with the help of WIDCCC. DHW is exploring whether they would be able to handle medical clearance, in-house, to divert such individuals away from the ED. The transportation workgroup has been re-designated to problem-solve around on-site medical clearance at WIDCCC. WIDCCC, SWDH and Victory EMS will need to adjust the contract to support on-site medical clearance.

SWDH was awarded a grant which will allow the implementation of childcare options for families in crisis who are needing to access WIDCCC. In the absence of childcare options, such individuals would otherwise be unable to access crisis services at WIDCCC. SWDH is exploring a partnership with WICAP to utilize preexisting childcare options for families in crisis so as to promote access to crisis services in the community. WIDCCC staff have been tracking data which relates to families in crisis who are needing childcare services. SWDH had previously identified childcare as being a prevailing gap within Region III for families who are in crisis.



## *New Developments*

WIDCCC emerged as a front runner in quality and ingenuity, credentialing with three insurances: Optum Idaho, Blue Cross of Idaho and IPN. WIDCCC successfully passed the first Optum Idaho audit with a 100% and set the bar for rolling out telehealth services prior to the COVID pandemic.

WIDCCC and Lifeways have continued to work toward problems solving the barrier of geography when it comes to improving access for outlying counties. Lifeways has accessed grant funding for clothing vouchers through Deseret Industries for individuals accessing the center. For individuals that have Optum Idaho funding, the use of MTM, the provider for transportation for the State of Idaho, has also been utilized increasingly.

In the last quarter, Lifeways explored an opportunity with Uber Health to continue to work on improving ease of access to the crisis center, as well as provide an additional opportunity for community members to contribute to breaking down stigma associated with substance use, mental health and experiencing a crisis. The cost of this endeavor was unrealistic to provide ongoing, cost-effective access for outlying counties.

The past year, experiencing the COVID19 Pandemic, has required many modifications to the protocols of the WIDCCC facility as well as the facilities that individuals in crisis access. WIDCCC was part of a work group that came together to problem solve easing access that local emergency rooms may experience due to the influx that was anticipated. During, the “stay at home order” individuals that had historically accessed homeless shelters found that the shelters were either restricted or unable to accept them for one reason or another. This was especially true for males in the Canyon County region as the homeless shelters were closed. Reduced access to community resources and increased community stressors, such as fleeing domestic violence to seek out the crisis center for assistance, has been extremely helpful for clients in accessing short term crisis management. WIDCCC was able to triage, adapt and safely meet these needs to allow for local medical resources to be maintained for just that.

In the first quarter of this year, WIDCCC established an MOU with the Idaho Anti-trafficking Coalition (IATC) to address human trafficking within Region III. Clinical staff at WIDCCC participated in a training facilitated by IATC to assist in better identifying victims of human trafficking in the region. The partnership between IATC and WIDCCC will also allow the crisis center to function as a short-term safe-haven for victims of human trafficking who are awaiting placement in safe housing.

WIDCCC is looking to partner with the Idaho Harm Reduction Project to begin providing an array of harm reduction supplies to individuals accessing the crisis center. WIDCCC is already providing Narcan to individuals identified as having Opioid Use Disorder which they can take with them on their person at discharge. With this partnership, however, WIDCCC would be able to implement a vending machine in the lobby that can supply clients and other individuals with Fentanyl testing strips, HIV testing kits, Narcan, wound-care supplies and other items to ensure public health and safety. The WIDCCC advisory committee will need to approve this partnership and plan before implementation begins.

## Referrals

Crisis center staff connect individuals who have accessed the crisis center to community resources as part of the aftercare plan. In the third quarter, the number of referrals to community resources was 545 (Table 4). This does not include referrals back to an established treatment provider that the individual may present with. Every individual accessing the crisis center is offered and encouraged to allow staff to assist in scheduling a follow-up appointment with a community provider in his or her community. For individuals that present without an established provider, staff attempt to offer at least three providers that are a “best fit” financially and geographically for the individual. For individuals who identify that they do not have insurance, staff are trained to assist linking/referring individuals with Medicaid enrollment as part of their case management. The number of referrals to a higher level of care was 24. As an additional development, WIDCCC staff have partnered with the Community Crisis Response Team through Health and Welfare to offer a check in/follow up service to individuals who are interested or would value this.

Community Resource Referrals			
Employment Services	4	Refused	8
Food Banks	216	Religious	1
Health Insurance	2	SUD/MH	45
Hospital	17	Suicide Hotlines	216
Housing	37	Support Agency	9
Legal Resources	5	Vocation	0
Primary Care	2	Other	4

Table 4: Community resource referrals Q4 2022-2023

Referrals to a Higher Level of Care	
Intermountain	2
Lifeways Hospital	7
St. Alphonsus	1
St. Luke’s	1
West Valley Medical Center	14
Other	2
<b>Total</b>	<b>27</b>

Table 5: Referrals to a higher level of care Q4 2022-2023

## Outcomes and Experience

63 follow-up calls were possible with permission and/or accuracy of information provided to staff.

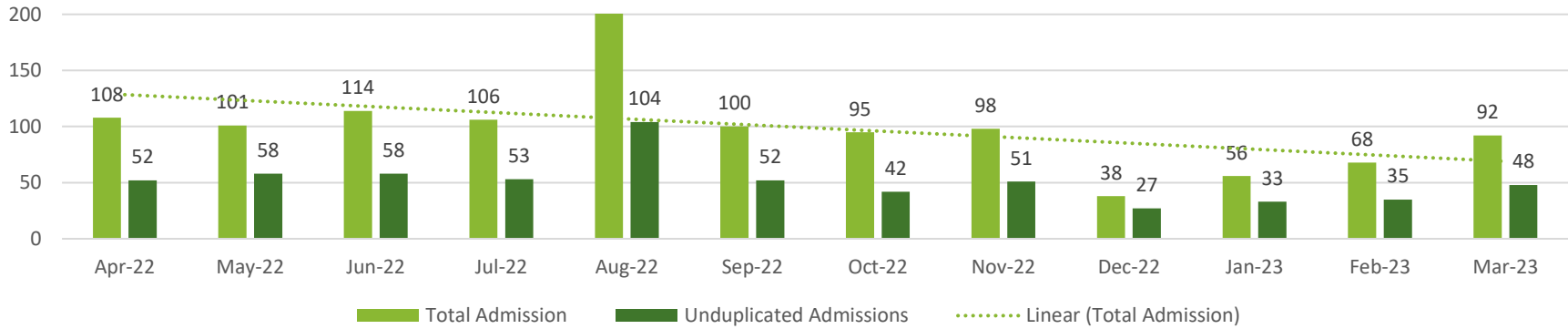
Number of follow-up calls completed and the results of those calls		
Result	Number	Percentage
Unable to contact	56	89%
Answered	7	11%
<b>Of those who answered:</b>		
Admitted to ED or Arrested/Incarcerated	0	0%
Higher Quality of Life (30-day follow-up call only)	8	100%
Individual Followed through with care plan	22	92%

Table 6: Number of follow-up calls and results Q4 2022-2023

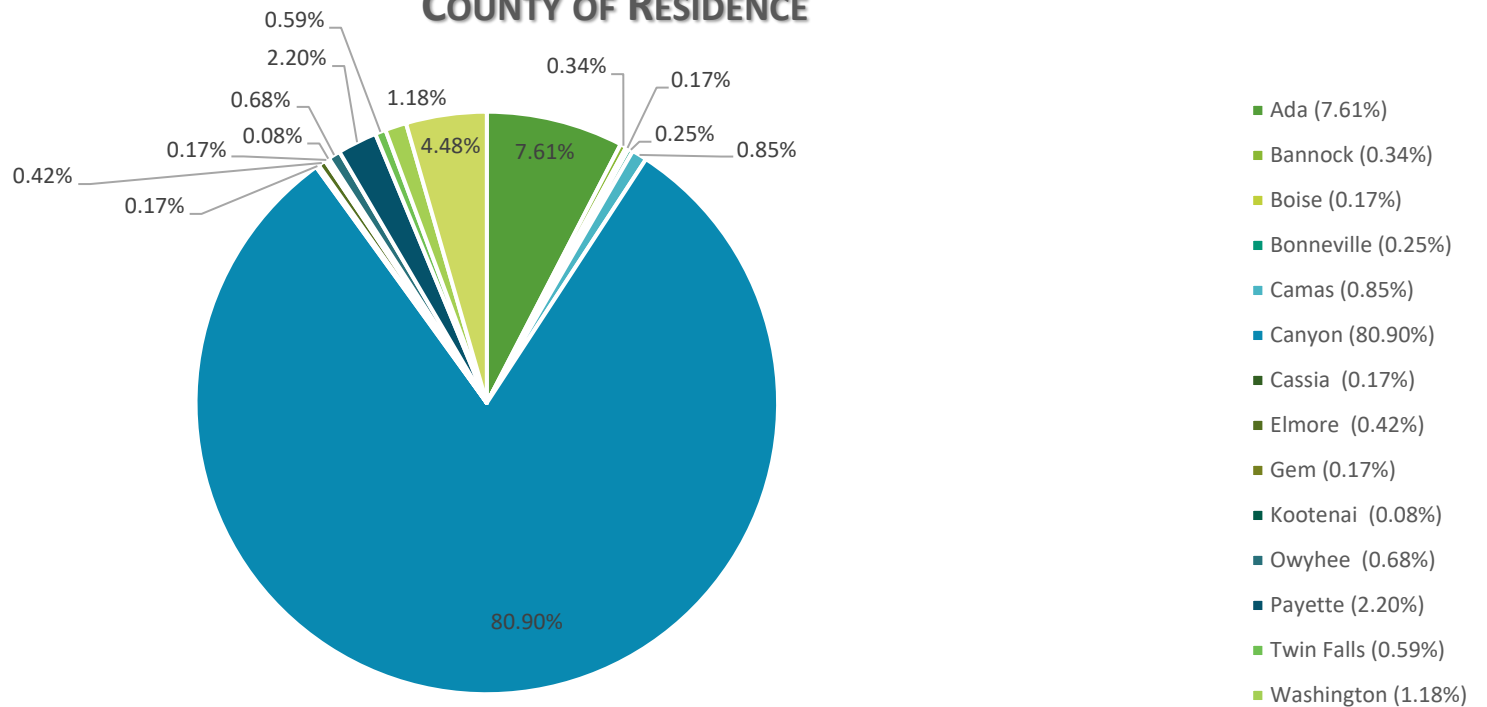
# *Annual Information*



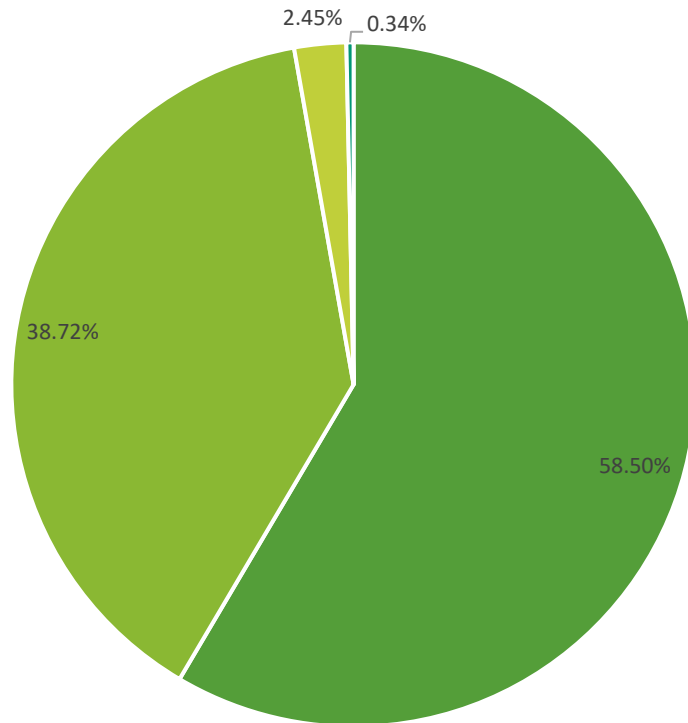
## ADMISSIONS PER MONTH



## COUNTY OF RESIDENCE

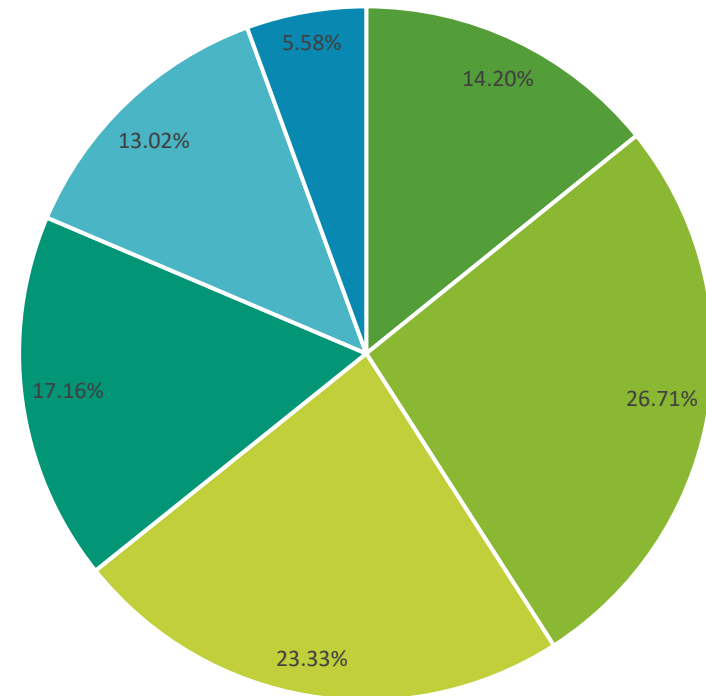


### GENDER



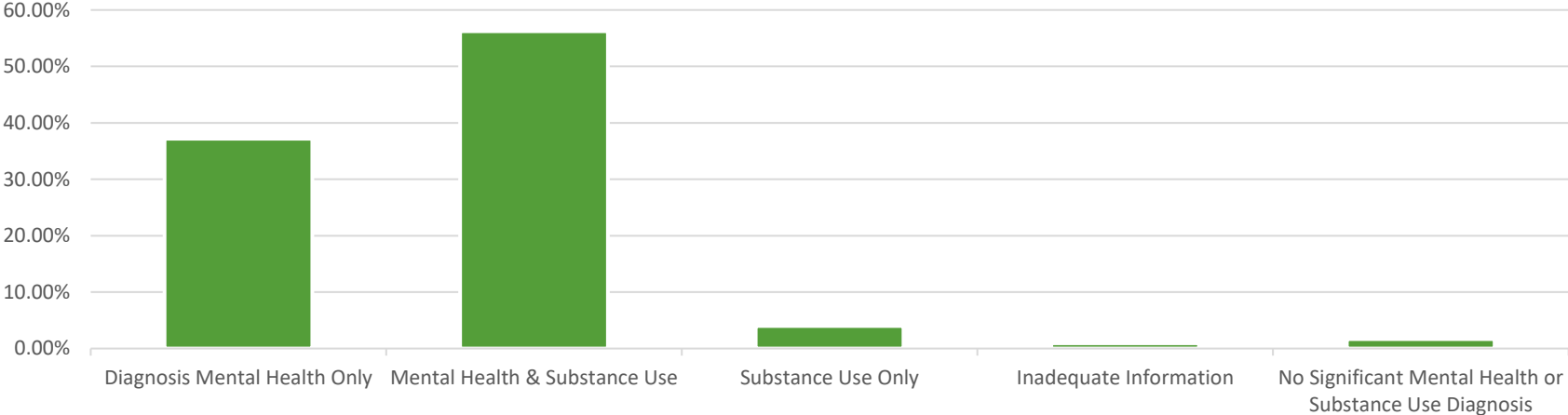
■ Male (58.50%)      ■ Female (38.72%)  
■ Transgendered (2.45%)      ■ Refused (0.34%)

### AGE

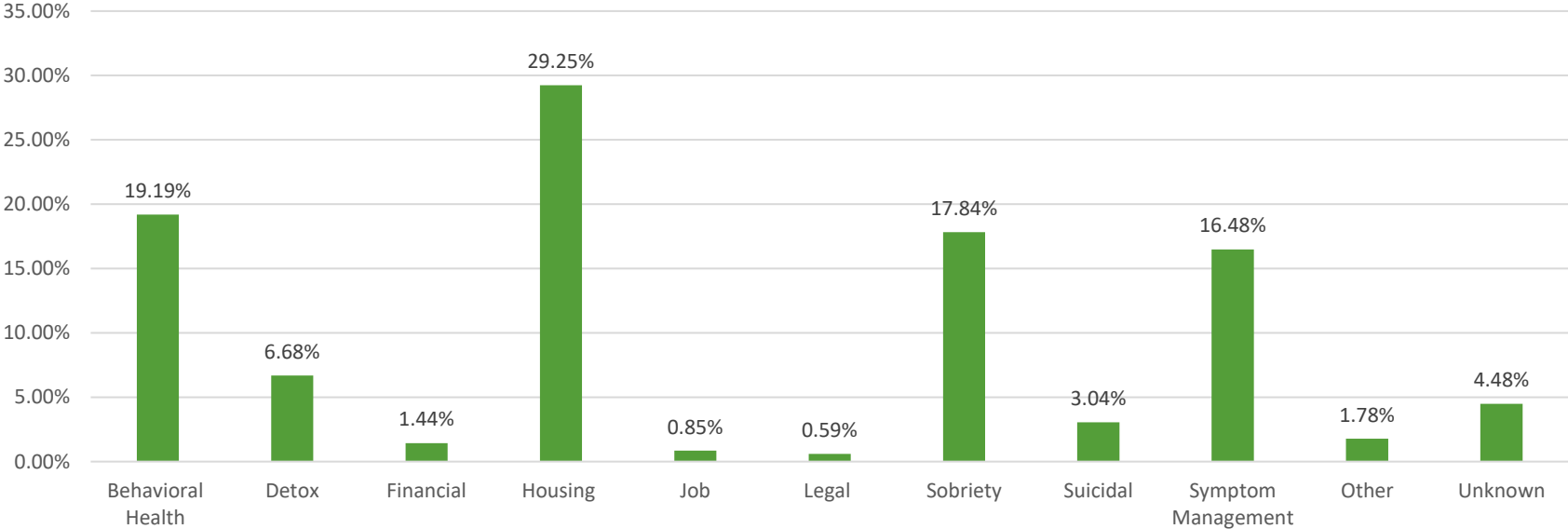


■ 18-24 (14.20%)      ■ 25-34 (26.71%)      ■ 35-44 (23.33%)  
■ 45-54 (17.16%)      ■ 55-64 (13.02%)      ■ 65+ (5.58%)

### DIAGNOSES

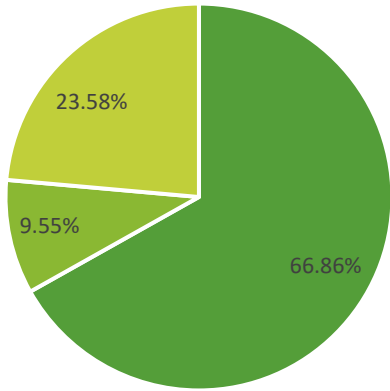


### PRESENTING CONCERN



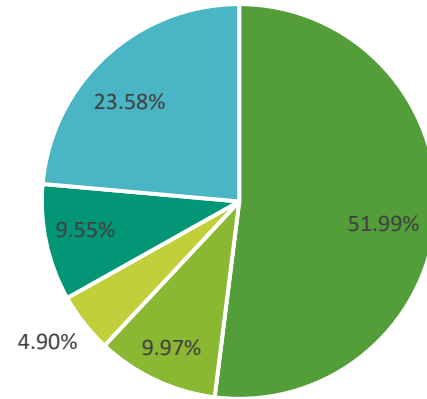


### INSURANCE STATUS



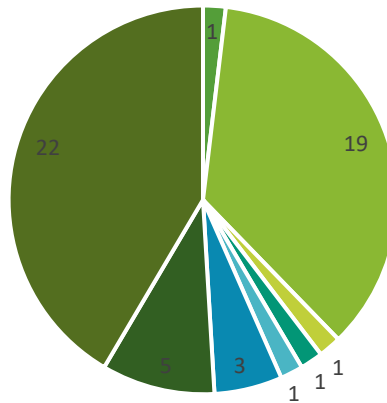
■ Yes ■ No ■ Unknown

### SELF-REPORTED INSURANCE PROVIDER



■ Medicaid ■ Medicare ■ Private Insurance ■ Uninsured ■ Unknown

### PRIVATE INSURANCE



■ Aetna (1) ■ Blue Cross (19) ■ HealthShare (1) ■ Providence (1) ■ Kaiser Permanente (1) ■ United Behavioral Health (3) ■ VA (5) ■ Unknown (22)

Referral Source					
988-Suicide Help Line	10	Jail	25	Private Mental Health Practitioner	2
Community Mental Health Agency	58	Legal Counsel	4	Probation/Parole	43
Dept of Corrections	13	Mental Health Court	1	Residential Care Facility/Assisted Living	1
District Health Service	2	Other Community Organization	52	Self Help Group	4
Education	1	Other Health & Welfare Programs	1	Self/Guardian	613
Employer/EAP	0	Other Recognized Legal Entity	2	Shelter for Homeless	34
Family/Friend	69	Physician	3	SUD Provider	16
Hospital	108	Police (except court or correction agency)	104	Unknown	17

Diversions	Visits	Cost/Visit	Total Cost
From Hospital	108	\$2,600	\$280,800
From Jail	75	\$82/day x 15 days	\$92,250
Law Enforcement	104	\$1,000	\$104,000
<b>Total:</b>			<b>\$477,050</b>

Community Resource Referrals			
Employment Services	13	Refused	40
Food Banks	1115	Religious	1
Health Insurance	4	SUD/MH	188
Hospital	78	Suicide Hotlines	1018
Housing	128	Support Agency	128
Legal Resources	11	Vocation	0
Primary Care	6	Other	20

Referrals to a Higher Level of Care	
Intermountain	5
Lifeways Hospital	14
St. Alphonsus	3
St. Luke's	24
West Valley Medical Center	51
Other	9
<b>Total</b>	<b>106</b>